

AZ DISPLAYS

SPECIFICATIONS FOR LIQUID CRYSTAL DISPLAY

CUSTOMER APPROVAL			
※ PART NO. : <u>ATM0700U3-CT(AZ DISPLAYS) VER1.0</u>			
APPROVAL		COMPANY CHOP	
CUSTOMER COMMENTS			

AZ DISPLAYS ENGINEERING APPROVAL		
DESIGNED BY	CHECKED BY	APPROVED BY
ZHONGCH	CHENRJ	GUZH

REVISION RECORD

REVISION	REVISION DATE	PAGE	CONTENTS
VER1.0	2022-11-19		FIRST ISSUE

1.0 Display specification

Color	65K(65536) colors	16BIT R5G6B5
Display size	154.08mm x 85.92mm	800x480
Resolution	800 x 480	
Backlight mode	LED white	
Touch panel	Capacitive	
Luminance	450 cd/m2	64 level adjustable

2.0 Electrical characteristics

*Parameter	Min.	Typ.	Max	Unit
Input voltage	7.0	12.0	15	V
Working current	-	0.24	-	A
Recommended power	12V/1A adaptor			

*Parameter	Min.	Typ.	Max	Unit
Input voltage	4.8	5.0	5.2	V
Working current	-	0.6	-	A
Recommended power	5V/1A adaptor			

*Refer to P/N selection

3.0 Working environment

Parameter	Test condition	Min	Typ	Max	Unit
Operating temperature	VDD / 60%RH	-20	25	70	° C
Storage temperature	60%RH	-30	25	80	° C
Working humidity	25° C	10%	60%	90%	RH

4.0 Interface parameter

Item	Test condition	Min	Typ	Max	Unit
Baud rate	Default	-	115200	-	bps
	Customized	1200		921600	bps
UART output level	Output 1, Iout = 1mA	3.0	3.2	-	V
	Output 0, Iout = -1mA	-	0.1	0.2	V
UART input level	Input 1, Iin = 1mA	2.0	3.3	5.0	V
	Input 0, Iin = -1mA	-0.7	0.0	1.3	V
UART mode	8N1, 3.3V TTL/CMOS (Default), RS232 level optional				
User interface mode	8PIN 2.0mm with lock				
FLASH	128M BYTE				
SD interface	None				

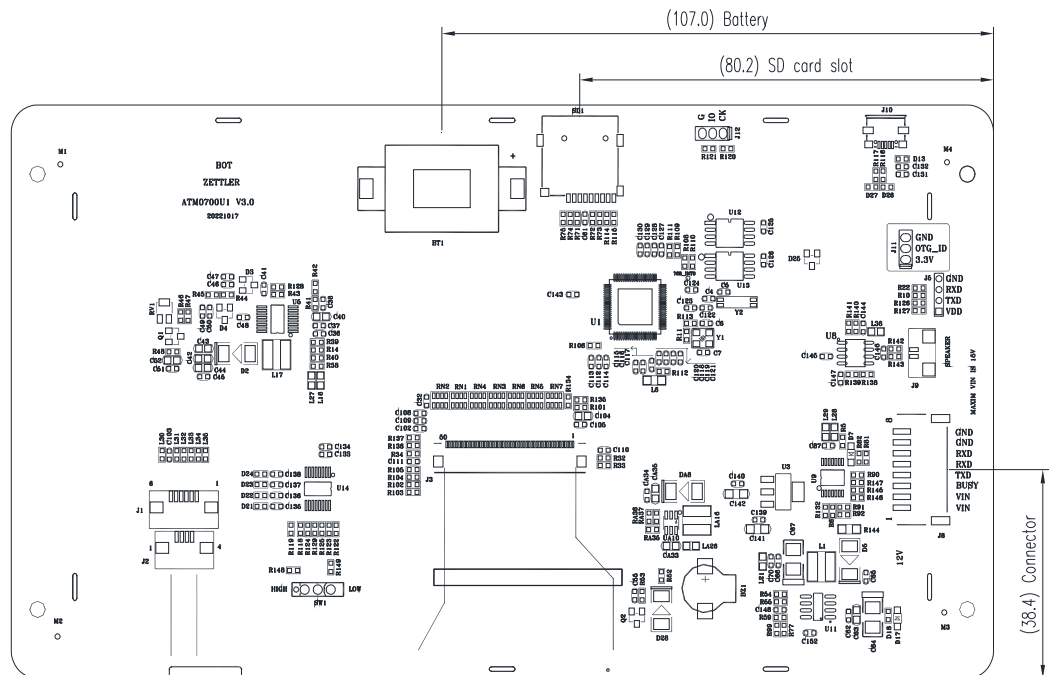

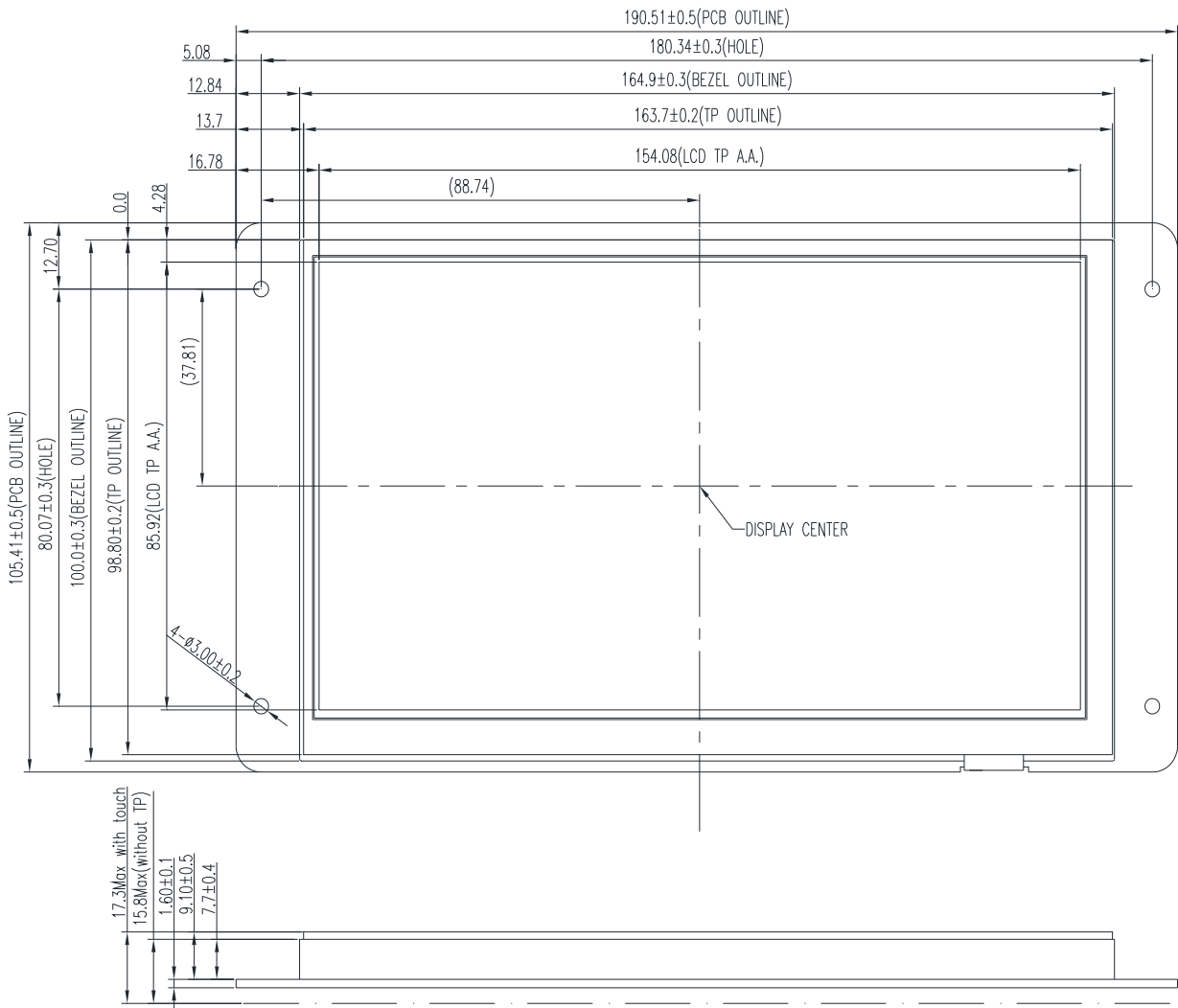
5.0 Pin definition

Pin No.	Symbol	Function
1	GND	Ground
2	GND	Ground
3	RXD	UART input
4	RXD	UART input
5	TXD	UART output
6	BUSY	Reserved
7	VDD	Power supply
8	VDD	Power supply

6.0 P/N selection

VDD voltage	TTL level	P/N
12V	TTL	ATM0700U3A-CT
12V	TTL	ATM0700U3B-CT
5V	UART	ATM0700U3C-CT
5V	UART	ATM0700U3D-CT

6.0 Mechanical drawing



Unspecified tolerance: ±0.5mm